



BSN SPORTS



**GRANDSTANDS • PRESS BOXES • STADIUM SEATING
BLEACHERS • BENCHES**


BSN SPORTS designs and manufactures premium quality grandstands, bleachers and a range of spectator seating options including:

- **Permanent Grandstands**
- **Press Boxes**
- **Existing Structure Renovations**
- **Standard Portable Angle Frame Bleachers**
- **Team Benches**
- **Custom grandstands and bleachers built to meet your needs and requirements**

BSN SPORTS representatives will work directly with you to guide your seating project from start to finish. Site measurement, product planning, design consultation, and installation are all a part of the custom grandstand services that we provide.



Permanent Grandstands



Press Boxes



Angle Frame Bleachers

PERMANENT GRANDSTANDS

Permanent grandstands are custom built to your requirements and site considerations:

- Desired seating capacity
- Spectator flow
- Space available
- Sightlines
- Applicable building codes



15 Row x 246' • 1,683 Net Seats including 403 VIP Seat Center Section



16 Row x 300' • 2,700 Net Seats including Brick Facade Surround with Brick Encased Structural Columns



The good news is that about half of all the aluminum used in the United States is being recycled these days. A lot of **energy is saved** in the recycling process – since it avoids the need to make new aluminum from raw ore. BSN SPORTS has created sustainable designs that use the highest aluminum content commercially available.

Choose from 3 different understructure designs:



Galvanized Steel "H" Frame Structures

- Flexible option for level or sloped sites
- Decreases the cost of the larger angle frames by eliminating the need for a large concrete slab foundation
- Steel angle columns are placed at every stringer line
- Hot-dipped galvanized after fabrication
- Anchored to concrete pier foundation or concrete slab

- Most flexible design option
- Easily adapted to hillsides and uneven terrain
- Wide flange steel shape fabrication
- Hot-dipped galvanized after fabrication for better corrosion protection
- Anchored to concrete foundation during installation



Clear Span, I-Beam Structures

- Best for level sites
- Attached to either a concrete foundation or installed with earth anchors
- Available with galvanized steel or aluminum angle frame



Angle Frame Structures

Features: All choices have extruded aluminum seating and decking options. Designed for low maintenance.

PERMANENT GRANDSTANDS

11 Row "Wrap Around" Design • 477 Net Seats



9 Row Mitered Grandstand • 360 VIP Chair Seats and fully integrated roof structure



16 Row Mitered Grandstand • 1,611 Net Seats including 651 VIP Chair Seats



11 Row Mitered Grandstand • 534 Bench Seats with 8 Accessible & 8 Companion Seats



26 Row x 211' • 2,686 Net Seats including 520 VIP Seats in Center



16 Row x 216' • 1,975 Net Seats with (2) Double Stair Towers

PERMANENT GRANDSTANDS



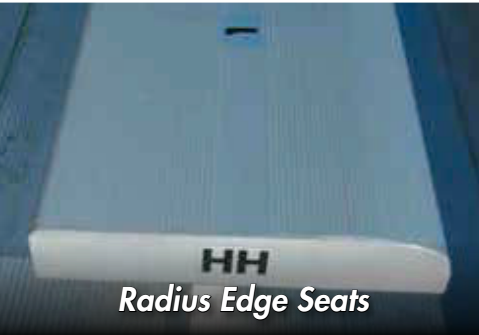
15 Row x 252' • 1,947 Net Seats, Hillside Design over Existing Concrete Stadium



15 Row • 8,940 Net Seats with Two Roofing Structures and Rear Crosswalk surrounding entire complex



16 Row x 300' • 2,700 Net Seats including 8' x 12' Pre-Fab Modular Press Box

SEAT OPTIONS**Optional Powder Coated Finish****Fixed Chairs****Contour Seats with Back Rests****Radius Edge Seats****Self-Rising Chairs****Powder Coated Back Rests**

- Basic Bench Seating
- Radius Edge Seating
- Bench Seating with Back Rests
- Contoured Bench Seating
 - Unique shape provides added comfort to bench seats

- Fixed Stadium Chairs
- Fixed Stadium Chairs with self-rising seat bottoms
 - Allows for additional spacing between rows when seats are not in use
 - Facilitates cleaning
 - Eliminates standing water in seats

- Customize Your Grandstand with:
- Powder coated finishes to coordinate with team colors
 - Donor plates for individual and corporate sponsors who donate funds to your organization
 - Row plates and seat numbers available for all individual chair options

DECKING SYSTEM OPTIONS

- All decking consists of aluminum extrusions
 - Naturally protect from corrosion
 - High strength to weight ratio 6061-T6 alloy
- Customizable rise and tread dimensions to meet sightline requirements
- Walking Surfaces: standard mill finish or optional nonslip, abraded finish available
- Powder coated aluminum colors available for riser planks
- Interlocking deck system design:
 - Provides added rigidity
 - Aids in moisture protection
 - Is available with an integral gutter system

**Semi-Closed Deck****Interlocking Deck****Welded Deck****Closed Deck**

GRAND STAND PRESS OPTIONS

- Pre-manufactured and shipped to your site
- Pre-wired for easy installation
- Standard depth = 8'
- Standard width = increments of 6'
- Custom sizes available
- Conventional wood or metal stud framing available
- Exterior options = vertical vinyl or steel rib panels

Optional Features:

- Camera decks for filming
- Security shutters
- Multiple interior finishes



8' x 36' Press Box



8' x 54' Press Box



Individual Rooms with Interior Walls



Interior Roof Hatch

ADDITIONAL GRANDSTAND DESIGN OPTIONS

- Metal Panel Enclosure
- Mitered Layout
- Integrated Buildings Beneath
- Rear Exiting
- Vertical Picket Guardrail
- Ramped ADA Access



Ramped ADA Access



Vertical Picket Guardrail



Rear Exiting



Metal Panel Enclosure



Mitered Layout



Integrated Building Beneath

ANGLE FRAME BLEACHERS

Code-compliant bleacher seating for any venue

**Key Features at a Glance****8" Rise/24" Tread****Semi-Closed Decking****Aisle with Mid-Aisle
Grab Rail****Standard Features:**

- 4, 5, 8, 10 and 15 Row Units
- 8" Rise/24" Tread
- 10" Seat Plank
- 17" Front Row Seat Height
- Available in 21', 27' and 33' Lengths
- Aluminum Frame
- Double Footboards and Risers
- Chain Link Guardrail
- Aisle With Handrails

Additional Options:

- Galvanized Frame
- Aluminum or Galvanized Vertical Pickett Guardrail
- ADA
- Mud Sills (Wood Sleepers)
- Towable (21' and 27' Lengths)

Seats	Rows	Length	Depth	Guardrail	Towable
50	4	21'	7'-0"	Chain Link	●
66	4	27'	7'-0"	Chain Link	●
82	4	33'	7'-0"	Chain Link	X
58	5	21'	9'-5"	Chain Link	●
78	5	27'	9'-5"	Chain Link	●
102	5	33'	9'-5"	Chain Link	X
98	8	21'	15'-2"	Chain Link	●
130	8	27'	15'-2"	Chain Link	●
162	8	33'	15'-2"	Chain Link	X
113	10	21'	19'-5"	Chain Link	●
153	10	27'	19'-5"	Chain Link	●
202	10	33'	19'-5"	Chain Link	X
168	15	21'	29'-5"	Chain Link	●
228	15	27'	29'-5"	Chain Link	●
302	15	33'	29'-5"	Chain Link	X




LUXURY BLEACHER SERIES

Your VIPs will love the comfort offered by this high-end series



8 Row x 19'

Key Features at a Glance



BLEACHERS

Standard Features:

- 4 and 8 Row Units
- 14" Rise/36" Tread
- 12" Seat Plank
- 17" Front Row Seat Height
- Available in 19', 25' and 31' Lengths
- Aluminum Frame
- Aluminum Vertical Picket Guardrail
- Closed Deck With Sub Steps
- 7" Backrest
- Aisle

Seats	Rows	Length	Depth	Guardrail	Towable
42	4	19'	11'-8"	Picket	X
58	4	25'	11'-8"	Picket	X
74	4	31'	11'-8"	Picket	X
82	8	19'	23'-8"	Picket	X
114	8	25'	23'-8"	Picket	X
146	8	31'	23'-8"	Picket	X

Additional Options:

- Galvanized Frame
- Chain Link Guardrail
- Galvanized Vertical Picket Guardrail
- Mud Sills (Wood Sleepers)



36" Tread for Added Leg Room



Center Aisle with Handrail and Sub Steps

ELEVATED BLEACHER SERIES

Step up and enhance
your sightlines

Key Features at a Glance


10" Seat Planks



30" Elevation Above
Finished Grade



ADA Options Available

**Standard Features:**

- 5, 8, 10, and 15 Row Units
- 8" Rise/24" Tread
- 10" Seat Plank
- 17" Front Row Seat Height
- Available in 21', 27' and 33' Lengths
- Aluminum Frame
- Double Footboards and Risers
- 30" Elevated Above Finished Grade
- Chain Link Guardrail
- Aisles with Handrail
- Accessed via stairs and ramps

Additional Options:

- Galvanized Frame
- Aluminum or Galvanized Vertical Picket Guardrail
- ADA
- Mud Sills (Wood Sleepers)



Seats	Rows	Length	Depth	Guardrail	Towable
58	5	21'	14'-6"	Chain Link	x
78	5	27'	14'-6"	Chain Link	x
98	5	33'	14'-6"	Chain Link	x
91	8	21'	20'-6"	Chain Link	x
123	8	27'	20'-6"	Chain Link	x
155	8	33'	20'-6"	Chain Link	x
113	10	21'	24'-6"	Chain Link	x
153	10	27'	24'-6"	Chain Link	x
193	10	33'	24'-6"	Chain Link	x
168	15	21'	34'-6"	Chain Link	x
228	15	27'	34'-6"	Chain Link	x
288	15	33'	34'-6"	Chain Link	x



PRESTIGE BLEACHER SERIES

Offering more leg room with wider seats



5 Row x 21'

Standard Features:

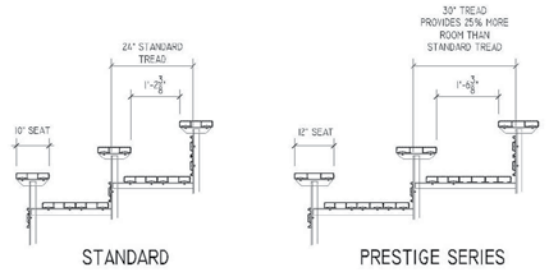
- 3 and 5 Row Units
- 8" Rise/30" Tread
- 12" Seat Plank
- 17" Front Row Seat Height
- Available in 21', 27' and 33' Lengths
- Aluminum Frame
- Semi-Closed Deck
- Chain Link Guardrail (5 row units)

Additional Options:

- Galvanized Frame
- Aluminum or Galvanized Vertical Picket Guardrail (5 row units)
- Aisles with Handrails (5 row units)
- Mud Sills (Wood Sleepers)
- ADA



Wide 30" Double Footboards & Semi-Closed Decking



Key Features at a Glance


12" Seat Planks

8" Rise/30" Tread

Seats	Rows	Length	Depth	Guardrail	Towable
42	3	21'	6'-6"	X	X
54	3	27'	6'-6"	X	X
66	3	33'	6'-6"	X	X
50	5	21'	11'-6"	Chain Link	X
90	5	27'	11'-6"	Chain Link	X
110	5	33'	11'-6"	Chain Link	X



Chain Link Guardrail Standard on 5 Row Units



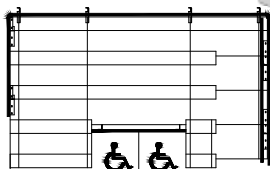
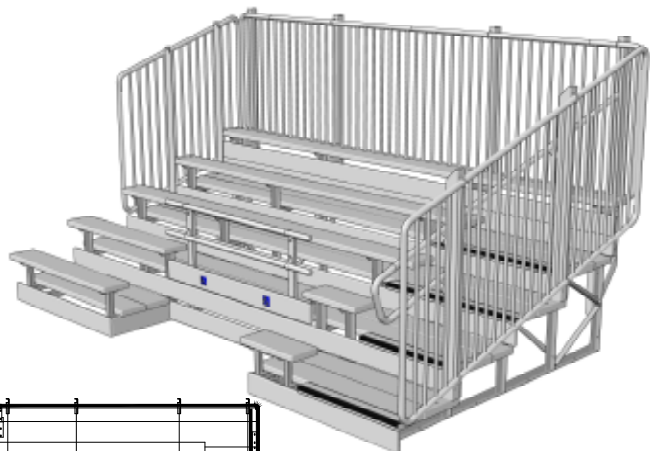
Aluminum Angle Frame Understructure

Note

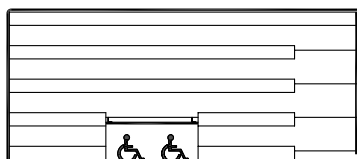
Please check your local codes to determine if guardrail assemblies are required in your community.

5 ROWS x 15' LONG with 2 HANDICAP

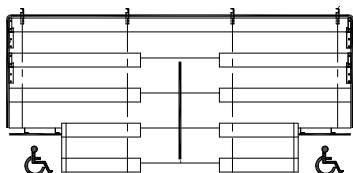
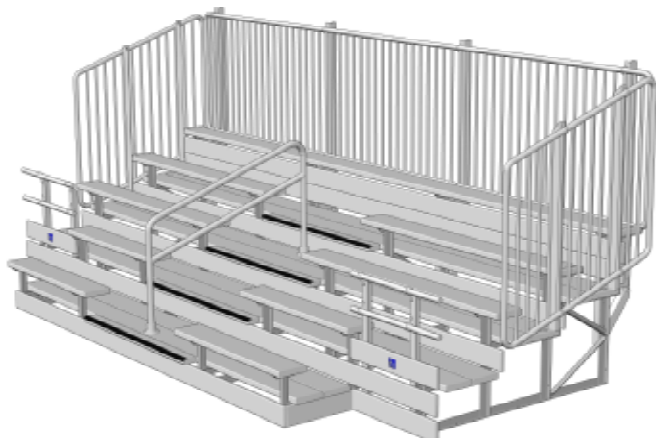
Shown with Vertical Picket Guardrail System

**5 ROWS x 21' LONG with 4 HANDICAP**

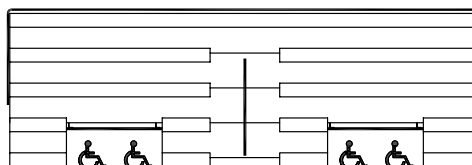

Shown with Vertical Picket Guardrail System

**5 ROWS x 19'-6" LONG with 2 HANDICAP**

Shown with Vertical Picket Guardrail System









**5 ROWS x 27' LONG with 4 HANDICAP**

Shown with Vertical Picket Guardrail System

**DELUXE ADA BLEACHERS**

- All aluminum deluxe ADA bleachers
- Single seat planks
- Double foot planks, riser closure on all rows and vertical aisle with handrails
- Choose between chain-link and vertical picket guardrails

NOTE: Bleachers are shipped knockdown and require complete assembly on site.

ROWS	LENGTH	SEATS	WEIGHT	GUARD RAIL	CODE	PRICE	DELIVERY
5	15'	34 + 2 Handicap	1,050 lbs.	Chain-link	1383873	\$6,399 ²² ★	
5	15'	34 + 2 Handicap	1,111 lbs.	Vertical Picket	1383874	\$7,349 ²² ★	
5	19'-6"	45 + 2 Handicap	1,305 lbs.	Chain-link	1383875	\$7,524 ²² ★	
5	19'-6"	45 + 2 Handicap	1,353 lbs.	Vertical Picket	1383876	\$8,374 ²² ★	
5	21'	48 + 2 Handicap	1,404 lbs.	Chain-link	1301045	\$7,389 ²² ★	
5	21'	48 + 2 Handicap	1,455 lbs.	Vertical Picket	1301052	\$8,649 ²² ★	
5	27'	58 + 4 Handicap	1,854 lbs.	Chain-link	1301069	\$9,574 ²² ★	
5	27'	58 + 4 Handicap	1,912 lbs.	Vertical Picket	1301076	\$10,709 ²² ★	



Please allow 3 to 4 weeks for delivery.

VIP SERIES BLEACHERS

- Frames are 100% welded aluminum angle
 - 2" x 10" anodized aluminum seat planks
 - 2 - 2" x 10" foot planks on every row
 - 2" x 10" riser on top row and 1" x 6" risers on all other rows
 - 2" 9 gauge fence railing on all chain-link models
 - 4.5' aisle with aluminum hand rail on select models
- 5 Year Limited Warranty**

ROWS	LENGTH	SEATS	RAILING	AISLE	CHAIN-LINK	VERTICAL PICKET
5	21'	58	✓	✓	1049185 \$6,499 ²²	1196542 \$7,699 ²²
8	15'	80	✓		1135190 \$7,399 ²²	1196559 \$8,899 ²²
8	21'	112	✓		1135206 \$9,399 ²²	1196566 \$11,099 ²²
8	21'	91	✓	✓	1135220 \$10,599 ²²	1196580 \$12,199 ²²
8	27'	144	✓		1135213 \$11,699 ²²	1196573 \$13,599 ²²
8	27'	116	✓	✓	1135237 \$12,899 ²²	1196597 \$14,699 ²²
10	15'	100	✓		1135244 \$9,299 ²²	1196603 \$10,999 ²²
10	21'	140	✓		1135251 \$11,599 ²²	1196610 \$13,699 ²²
10	21'	113	✓	✓	1135275 \$13,299 ²²	1196634 \$15,099 ²²
10	27'	180	✓		1135268 \$14,899 ²²	1196627 \$16,799 ²²
10	27'	144	✓	✓	1135282 \$15,899 ²²	1196641 \$17,999 ²²




ADA STADIUM SEATING

- The chart below gives specifications for some popular designs.
- Bleachers have galvanized steel frames and meet I.B.C. 2000 Building Code Requirements
- Elevated bleachers include 63" wide front walkway and 36" high elevation
- Actual shipping charges apply
- Please call for pricing and further details

CALL FOR PRICING!

ROWS	SEATS	LENGTH	DEPTH	HEIGHT	CODE	DELIVERY
10	284 + 5 Handicap	55' - 6"	25' - 6"	14' - 3"	1383877	
10	497 + 6 Handicap	91' - 6"	25' - 6"	14' - 3"	1383878	
10	740 + 8 Handicap	133' - 6"	25' - 6"	14' - 3"	1383879	
10	983 + 10 Handicap	175' - 6"	25' - 6"	14' - 3"	1383880	
15	495 + 6 Handicap	61' - 6"	17' - 7"	17' - 7"	1383881	
15	749 + 7 Handicap	91' - 6"	17' - 7"	17' - 7"	1383882	
15	1,003 + 8 Handicap	121' - 6"	17' - 7"	17' - 7"	1383883	
15	1,493 + 10 Handicap	175' - 6"	17' - 7"	17' - 7"	1383884	



5 Row Supreme Bleachers include Vertical Picket Guardrails



30" Spacing
(Typical Bleacher is 24" Spacing)

Includes 12" wide seat plank vs. 10"

SUPREME BLEACHERS

- 20% More Leg Room (30" row spacing instead of standard 24")
 - Wider Seat Planks for Added Comfort (12" wide instead of 10")
 - Supreme Bleachers feature welded aluminum frames, vertical picket guardrail system & 3 foot planks per row (note: 3 row Supreme bleacher does not have a guardrail system)
 - Comes with or without vertical aisle and handrail
 - 3 row bleachers are 70" deep
 - 5 row bleachers are 130" deep
- 3 Year Limited Warranty**

WITHOUT VERTICAL AISLES					
ROWS	LENGTH	SEATS	WEIGHT	CODE	PRICE
3	15'	30	500 lbs	1274851	\$2,499 ^{zz}
3	21'	42	553 lbs	1274868	\$3,299 ^{zz}
3	27'	54	750 lbs	1274875	\$3,899 ^{zz}
5	15'	50	1300 lbs	1274912	\$7,999 ^{zz}
5	21'	70	1521 lbs	1274882	\$6,999 ^{zz}
5	27'	90	2055 lbs	1274929	\$8,899 ^{zz}

WITH VERTICAL AISLES					
ROWS	LENGTH	SEATS	STANDARD	STANDARD	PRICE
5	15'	42	2490 lbs	1274899	\$8,199 ^{zz}
5	21'	58	2990 lbs	1274936	\$11,499 ^{zz}
5	27'	74	3940 lbs	1274905	\$10,499 ^{zz}

Note: Bleachers are shipped knockdown and require complete assembly on site.




FIRST CLASS BLEACHERS

- First Class Bleachers feature welded aluminum angle frames, vertical aisle with handrail, vertical picket guardrail system.
 - 4 row bleachers are 130" deep
 - 8 row bleachers are 276" deep
 - 50% More Leg Room (36" row spacing instead of 24")
 - Superior Sight Lines (14" rise instead of standard 8")
 - Backrests on Every Row (for maximum comfort)
 - Wider Seat Planks for Added Comfort (12" wide seat planks instead of 10")
 - Actual shipping charges apply
- 3 Year Limited Warranty**

First Class Bleachers feature welded aluminum angle frames, vertical aisle with handrail, vertical picket guardrail system. 4 row bleachers are 132" deep. 8 row bleachers are 276" deep. **Actual shipping charges apply.**

FIRST CLASS BLEACHERS					
ROWS	LENGTH	SEATS	WEIGHT	CODE	PRICE
4	19'6"	43	1550 lbs	K72481	\$8,999 ^{zz}
4	25'6"	59	2050 lbs	1274950	\$11,599 ^{zz}
4	31'6"	75	2400 lbs	1275100	\$12,999 ^{zz}
8	19'6"	83	3220 lbs	1275117	\$17,699 ^{zz}
8	25'6"	115	4200 lbs	1275124	\$22,699 ^{zz}
8	31'6"	147	4900 lbs	1275131	\$25,599 ^{zz}

Note: Bleachers are shipped knockdown and require complete assembly on site.



TRANSPORTABLE PREFERRED BLEACHERS

- Designed to be moved around your grounds (5 mph max)
 - Each transportable bleacher is fitted with a galvanized steel horizontal lifting brace, and has extra bracing to stabilize the bleacher during transport.
 - Transportable bleachers come with ground sills and require the purchase of one transport kit which can move several bleachers, one at a time
 - Both Preferred and Deluxe Bleachers feature double foot planks on all rows w/single seat planks, riser closure on rows 4 and up with chain-link guardrail starting at row 3.
 - Deluxe Bleachers also include the added benefit of a handrail
- 5 Year Limited Warranty**

PREFERRED DESIGN BLEACHERS					
ROWS	LENGTH	SEATS	WEIGHT	CODE	PRICE
5	15'	50	1028 lbs	NBT0515P	\$4,599 ²²
5	21'	70	1446 lbs	NBT0521P	\$6,249 ²²
5	24'	80	1559 lbs	NBT0524P	\$6,699 ²²
10	15'	100	2161 lbs	NBT1015P	\$9,449 ²²
10	21'	140	3068 lbs	NBT1021P	\$12,649 ²²
10	24'	160	3285 lbs	NBT1024P	\$13,449 ²²



DELUXE DESIGN BLEACHERS					
ROWS	LENGTH	SEATS	WEIGHT	CODE	PRICE
5	21'	58	1519 lbs	NBT0521D	\$6,849 ²²
5	24'	68	1641 lbs	NBT0524D	\$7,299 ²²
10	21'	113	3193 lbs	NBT1021D	\$13,749 ²²
10	24'	133	3422 lbs	NBT1024D	\$14,599 ²²

TRANSPORT KIT (REQUIRED)

5 Year Limited Warranty

- NBTK5 5 Row Transport Kit - Required with 5 row Transportable Bleachers \$1,099²² EA
- NBTK10 10 Row Transport Kit - Required with 10 Row Transportable Bleachers \$3,899²² EA



BLEACHER COVERS

- Perfect for providing safety and comfort by protecting spectators from foul balls and excessive sunlight.
- All units feature durable black powder-coated steel posts designed for permanent installation
- Exclusive Shadsure® cloth covering to block over 90% of harmful UV rays
- Professional installation recommended
- All structures have a 90 MPH windload rating and 5 lb. snowload rating (call for details on higher ratings)
- California public schools must call for DSA information.
- Please allow 6 to 8 weeks for delivery
- All covers carry a 10 year limited warranty with the exception of Red cover which carries a 3 year limited warranty.

COLOR OPTIONS



1) Slanted Bleacher Covers Front is 10'H and Rear is 13'H

1100662	18' x 26'	\$6,199 ²² EA	
1100716	20' x 26'	\$6,699 ²² EA	

2) Standard Bleacher Covers

1100617	10'H x 15' x 15'	\$3,899 ²² EA	
1100518	10'H x 18' x 27'	\$4,499 ²² EA	
1100563	12'H x 18' x 36'	\$9,199 ²² EA	

3) Single Post Pyramid

1100860	10' x 10'	\$2,499 ²² EA	
1100914	12' x 12'	\$2,699 ²² EA	
1100969	14' x 14'	\$3,099 ²² EA	



CANOPY WALL PANEL KIT

- Includes 3 solid walls and 1 zippered entrance wall - all white

1248289 \$169²² SET



WEIGHT PLATES FOR QUIK® SHADE

- Secure your canopy against light winds with these 5 lb. weight plates

20018222

\$89²² SET OF 4



QUIK® SHADE CANOPY

- One-piece, fully assembled, commercial grade, powder coated frame
- 100% UV protection 300 denier polyester top
- Multiple height adjustments
- Comfortably shades 8-10 people
- Wheeled carry bag included
- Weighs only 50 lbs.

1334586

10' x 10' - White

\$259²² EA



BLEACHERS



5 Row, 15' Anodized Aluminum with Chain-link Fencing



STANDARD - Single Foot Planks

24 HOUR
QUICK SHIP
HIGHLIGHTED ITEMS SHIP IN 24 HOURS

NOTE: Bleachers are shipped knocked down.

BLEACHERS WITH FENCING

- Frames are 100% welded aluminum angle
- Planks are 10"W
- Seat planks are anodized aluminum or powder coated and won't rub off on clothes
- Bleachers include guardrail system and riser boards on rows 4 and above
- Colored bleachers include colored seat planks only
- Planks include safety end caps - no sharp edges to snag clothes or skin
- Due to constantly changing specifications, please check local building and safety codes to ensure compliance

5 Year Limited Warranty



ANODIZED ALUMINUM

ROWS	LENGTH	SEATS	WEIGHT	CHAIN-LINK	PRICE	VERTICAL PICKET	PRICE
4	15'	40	596 lbs	NB0415	\$2,799 ²² ★	NB0415V	\$3,429 ²² ★
4	21'	56	777 lbs	NB0421	\$3,339 ²² ★	NB0421V	\$4,124 ²² ★
4	27'	72	970 lbs	NB0427	\$3,999 ²² ★	NB0427V	\$5,259 ²² ★
5	15'	50	749 lbs	NB0515	\$3,469 ²² ★	NB0515V	\$4,149 ²² ★
5	21'	70	992 lbs	NB0521	\$4,379 ²² ★	NB0521V	\$5,139 ²² ★
5	27'	90	1250 lbs	NB0527	\$5,564 ²² ★	NB0527V	\$6,464 ²² ★

POWDER-COATED (SELECT COLOR)

ROWS	LENGTH	SEATS	WEIGHT	CHAIN-LINK	PRICE	VERTICAL PICKET	PRICE
4	15'	40	596 lbs	NB0415C	\$3,024 ²² ★	NB0415CV	\$3,654 ²² ★
4	21'	56	777 lbs	NB0421C	\$3,519 ²² ★	NB0421CV	\$4,284 ²² ★
5	15'	50	749 lbs	NB0515C	\$3,789 ²² ★	NB0515CV	\$4,464 ²² ★
5	21'	70	992 lbs	NB0521C	\$4,689 ²² ★	NB0521CV	\$5,409 ²² ★

ADD COLOR TO YOUR BLEACHERS!
SPECIFY COLOR WHEN ORDERING

NAVY BLUE

SCARLET RED



4 Row, 15' Scarlet Red with Vertical Pickets



NOTE: Bleachers are shipped knocked down.



PREFERRED - Double Foot Planks

PREFERRED BLEACHERS WITH FENCING

- Frames are 100% welded aluminum angle
- Seat planks are anodized or powder coated (where applicable)
- Bleachers include guardrail system and riser boards on rows 4 and above
- Chain-link fencing is 9 gauge steel
- Available in 4 & 5 row models
- Available in 15', 21' and 27' long
- Due to constantly changing specifications, please check local building and safety codes to ensure compliance.

5 Year Limited Warranty



ANODIZED ALUMINUM

ROWS	LENGTH	SEATS	WEIGHT	CHAIN-LINK	PRICE	VERTICAL PICKET	PRICE
4	15'	40	616 lbs	NB0415P	\$3,069 ²² ★	NB0415VP	\$3,744 ²² ★
4	21'	56	820 lbs	NB0421P	\$3,699 ²² ★	NB0421VP	\$4,959 ²² ★
4	27'	72	1038 lbs	NB0427P	\$4,709 ²² ★	NB0427VP	\$5,384 ²² ★
5	15'	50	769 lbs	NB0515P	\$3,879 ²² ★	NB0515VP	\$4,554 ²² ★
5	21'	70	1032 lbs	NB0521P	\$4,959 ²² ★	NB0521VP	\$5,724 ²² ★
5	27'	90	1316 lbs	NB0527P	\$6,099 ²² ★	NB0527VP	\$6,999 ²² ★

POWDER-COATED (SELECT COLOR)

ROWS	LENGTH	SEATS	WEIGHT	CHAIN-LINK	PRICE	VERTICAL PICKET	PRICE
4	15'	40	616 lbs	NB0415CP	\$3,429 ²² ★	NB0415CVP	\$5,009 ²² ★
4	21'	56	820 lbs	NB0421CP	\$3,879 ²² ★	NB0421CVP	\$4,644 ²² ★
5	15'	50	769 lbs	NB0515CP	\$4,149 ²² ★	NB0515CVP	\$4,824 ²² ★
5	21'	70	1032 lbs	NB0521CP	\$5,184 ²² ★	NB0521CVP	\$5,949 ²² ★

FOREST GREEN

ROYAL BLUE

CALL FOR DISCOUNTED PRICING ON BULK ORDERS!



Preferred, 15'
Forest Green

24 HOUR
QUICK SHIP
HIGHLIGHTED ITEMS SHIP IN 24 HOURS



NOTE: Bleachers are shipped knocked down.

Low Rise Bleachers

- Specially designed frames that allows 4 rows of seating without the need for safety fencing.
- Frames are 100% welded aluminum angle
- First row has a seat height of 12"
- Top row has a seat height of 29"
- Seat planks are anodized aluminum or powder coated and won't rub off on clothes!
- Standard models include single foot planks
- Preferred models include double foot planks
- Due to constantly changing specifications, Please check local building and safety codes to ensure bleacher compliance.

5 Year Limited Warranty



STANDARD - Single Foot Planks



PREFERRED - Double Foot Planks

ANODIZED ALUMINUM

ROWS	LXHXD	SEATS	STANDARD	PREFERRED	STANDARD	PRICE	PREFERRED	PRICE
4	7.5'x30"x81"	20	155 lbs	200 lbs	LR0408	\$1,179 ^{zz} ★	LR0408P	\$1,539 ^{zz} ★
4	15'x30"x81"	40	270 lbs	355 lbs	LR0415	\$1,809 ^{zz} ★	LR0415P	\$2,209 ^{zz} ★
4	21'x30"x81"	56	385 lbs	500 lbs	LR0421	\$2,259 ^{zz} ★	LR0421P	\$2,664 ^{zz} ★
4	27'x30"x81"	72	500 lbs	665 lbs	LR0427	\$2,609 ^{zz} ★	LR0427P	\$3,159 ^{zz} ★

POWDER-COATED (SELECT COLOR)

ROWS	LXHXD	SEATS	STANDARD	PREFERRED	STANDARD	PRICE	PREFERRED	PRICE
4	7.5'x30"x81"	20	155 lbs	200 lbs	LR0408C	\$1,219 ^{zz} ★	LR0408CP	\$1,684 ^{zz} ★
4	15'x30"x81"	40	270 lbs	355 lbs	LR0415C	\$1,899 ^{zz} ★	LR0415CP	\$2,409 ^{zz} ★
4	21'x30"x81"	56	385 lbs	500 lbs	LR0421C	\$2,389 ^{zz} ★	LR0421CP	\$2,899 ^{zz} ★

We build our benches & bleachers to the highest standards. Listed below are some of the differences by others who may be listing their benches & bleachers as comparable to ours.

1. Frames - Ours are 100% aluminum angle. Be careful of those quoting "galvanized, steel angle iron" as equal.
2. Seat Planks - Ours are 100% anodized aluminum with a minimum wall thickness of .078 in. A thinner walled unit does not have the strength or support.
3. End Caps - Ours are constructed of fiber reinforced polypropylene. No sharp edges to snag clothing or skin.

4. Indoor Use - Our Tip N' Roll units come with rubber leg protectors so they can be used indoors or out. Be careful of those units using steel vs aluminum. In a "tip-over" fashion, steel could damage your gym floor or cause personal injuries.

Don't be fooled by a low price. Our manufacturing team has been in this business for 30 years. If you see bids or quotes that "seem too good to be true" - they are. Respectable manufacturers purchase aluminum at the same prices. Anyone offering to deliver product at 30% less is not matching specs.

ADD COLOR TO YOUR BLEACHERS!
SPECIFY COLOR WHEN ORDERING

NAVY BLUE

SCARLET RED



BLEACHERS WITHOUT FENCING

- Frames are 100% welded aluminum angle
- First row has a seat height of 18"
- Top row has a seat height of 29"
- Planks are 10"W
- Due to constantly changing specifications, please check local building and safety codes to ensure bleacher compliance
- **Standard models include single foot planks**
- **Preferred models include double foot planks**
- **5 Year Limited Warranty**



STANDARD - Single Foot Planks



PREFERRED - Double Foot Planks

ANODIZED ALUMINUM								
ROWS	LXHXD	SEATS	STANDARD	PREFERRED	STANDARD	PRICE	PREFERRED	PRICE
2	15'x24"x36"	20	126 lbs	157 lbs	NB0215	\$954 ²² ★	NB0215P	\$1,089 ²² ★
2	21'x24"x36"	28	170 lbs	213 lbs	NB0221	\$1,269 ²² ★	NB0221P	\$1,404 ²² ★
3	15'x30"x60"	30	203 lbs	263 lbs	NB0315	\$1,309 ²² ★	NB0315P	\$1,449 ²² ★
3	21'x30"x60"	42	280 lbs	360 lbs	NB0321	\$1,584 ²² ★	NB0321P	\$1,809 ²² ★
3	27'x30"x60"	54	367 lbs	476 lbs	NB0327	\$2,039 ²² ★	NB0327P	\$2,259 ²² ★
POWDER-COATED (SELECT COLOR)								
ROWS	LXHXD	SEATS	STANDARD	PREFERRED	STANDARD	PRICE	PREFERRED	PRICE
2	15'x24"x36"	20	126 lbs	157 lbs	NB0215C	\$1,209 ²² ★	NB0215CP	\$1,379 ²² ★
2	21'x24"x36"	28	170 lbs	213 lbs	NB0221C	\$1,359 ²² ★	NB0221CP	\$1,494 ²² ★
3	15'x30"x60"	30	203 lbs	263 lbs	NB0315C	\$1,404 ²² ★	NB0315CP	\$1,539 ²² ★
3	21'x30"x60"	42	280 lbs	360 lbs	NB0321C	\$1,709 ²² ★	NB0321CP	\$1,989 ²² ★

FOREST GREEN

ROYAL BLUE

CALL FOR DISCOUNTED PRICING ON BULK ORDERS!



15' Anodized Aluminum



15' Navy Blue



Forest Green

PLAYER'S BENCH WITH SHELF

- Finally, players and coaches have a place for equipment
 - Features 10"W anodized or powder coated planks
 - 20"W rear shelf
 - All aluminum construction.
 - Portable or surface mount (requires drilling holes in framework)
- 5 Year Limited Warranty**



ANODIZED ALUMINUM		
LENGTH	CODE	PRICE
7.5'	BEPS08	\$519 ²² ★
15'	BEPS15	\$739 ²² ★
21'	BEPS21	\$969 ²² ★
27'	BEPS27	\$1,499 ²² ★
POWDER-COATED (SELECT COLOR)		
7.5'	BEPS08C	\$569 ²² ★
15'	BEPS15C	\$919 ²² ★
21'	BEPS21C	\$1,319 ²² ★

Shelf space allows place for helmets, scorebooks, caps, water bottles, gloves, etc.



SCORERS TABLE WITH BENCH

- Table and bench are 7.5' L
 - All aluminum construction
 - Features 10"W anodized or powder coated aluminum seat planks
 - 20"W ribbed aluminum table top.
 - If choosing powder coated, specify color: Forest Green, Navy Blue, Red, Royal Blue
- 5 Year Limited Warranty**

BEST08	Natural Aluminum	\$469 ²² EA ★
BEST08C	Powder Coated	\$519 ²² EA ★



5' COURTSIDE BENCH

- Heavy duty aluminum bench with back
- 2 3/8" OD galvanized steel legs
- Planks are powder coated and come with safety end caps

5 Year Limited Warranty

BEPG05G	Forest Green	\$299 ²² EA ★
BEPG05V	White	\$299 ²² EA ★



SAFETY END CAPS

- UV treated poly endcaps
- No Sharp edges
- Designed to fit BSN Sports planks only
- Sold in pack of 6
- Hardware included

BEENDCAP	\$9 ²² PACK ★
-----------------	--------------------------



GYM FLOOR PROTECTOR KIT

- Non-marring floor protectors
 - Fit any 2 3/8" O.D. material
- 5 Year Limited Warranty**

BEPROT8	7 1/2' Bench kit	\$19 ²² KIT OF 4
BEPROT15	15' Bench kit	\$28 ²² KIT OF 6
BEPROT21	21' Bench kit	\$36 ²² KIT OF 8

ADD COLOR TO YOUR BENCHES!
SPECIFY COLOR WHEN ORDERING



PLAYER'S BENCH WITH BACK

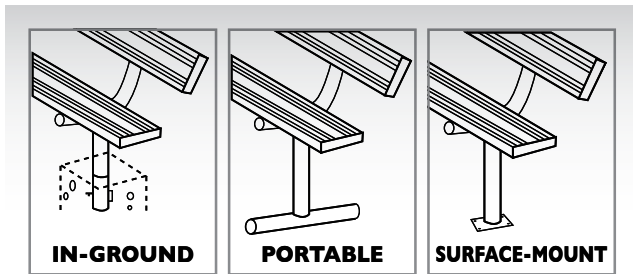
THE BEST PLAYER'S BENCHES AVAILABLE... GUARANTEED!

- Seat planks are 10" wide with a ribbed no-slip surface.
- Planks are anodized aluminum and will not rub off on clothing
- Comes with Safety End Caps -No sharp edges to snag clothing or skin
- Legs are constructed of heavy duty commercial grade 2-3/8" O.D. galvanized steel
- Portable models are designed for indoor and outdoor use and come complete with non-marring floor protectors



5 Year Limited Warranty

ANODIZED ALUMINUM				
	IN-GROUND	PORTABLE	SURFACE-MOUNT	
LENGTH	CODE	CODE	CODE	PRICE
7.5'	BEPB08	BEPG08	BEPH08	\$349 ²² ★
15'	BEPB15	BEPG15	BEPH15	\$529 ²² ★
21'	BEPB21	BEPG21	BEPH21	\$674 ²² ★
27'	BEPB27	BEPG27	BEPH27	\$739 ²² ★
POWDER-COATED (SELECT COLOR)				
LENGTH	CODE	CODE	CODE	PRICE
7.5'	BEPB08C	BEPG08C	BEPH08C	\$419 ²² ★
15'	BEPB15C	BEPG15C	BEPH15C	\$679 ²² ★
21'	BEPB21C	BEPG21C	BEPH21C	\$789 ²² ★



PLAYER'S BENCH WITHOUT BACK

- Same features as listed above - simply sold without the back rest

5 Year Limited Warranty



ANODIZED ALUMINUM				
	IN-GROUND	PORTABLE	SURFACE-MOUNT	
LENGTH	CODE	CODE	CODE	PRICE
7.5'	BEPD08	BEP108	BEPE08	\$259 ²² ★
15'	BEPD15	BEP115	BEPE15	\$319 ²² ★
21'	BEPD21	BEP121	BEPE21	\$439 ²² ★
27'	BEPD27	N/A	BEPE27	\$499 ²² ★
POWDER-COATED (SELECT COLOR)				
LENGTH	CODE	CODE	CODE	PRICE
7.5'	BEPD08C	BEP108C	BEPE08C	\$319 ²² ★
15'	BEPD15C	BEP115C	BEPE15C	\$379 ²² ★
21'	BEPD21C	BEP121C	BEPE21C	\$489 ²² ★



CALL FOR DISCOUNTED PRICING ON BULK ORDERS!

BENCHES



24 HOUR
QUICK SHIP
HIGHLIGHTED ITEMS SHIP IN 24 HOURS

TIP N' ROLL BLEACHERS

- Tip N' Roll bleachers are perfect for auxiliary seating requirements
- Unit easily tips up on its casters for convenient storage
- Frames are 100% welded aluminum angle
- Seat planks are either anodized or powder coated (where applicable)
- High grade swivel casters & rubber foot pads will not mar your floors
- Due to constantly changing specifications, please check local building and safety codes to ensure compliance
- **Standard models include single foot planks**
- **Preferred models include double foot planks**
- **WARNING:** These lightweight units are easily tipped up for rolling by any responsible adult. However, if tipped up outdoors, extreme caution should be taken in windy conditions. Multiple adults may be required to control the unit

5 Year Limited Warranty



STANDARD - Single Foot Planks



PREFERRED - Double Foot Planks

ANODIZED ALUMINUM								
ROWS	LXHXD	SEATS	STANDARD	PREFERRED	STANDARD	PRICE	PREFERRED	PRICE
2	7.5'x24"x36"	10	72 lbs	89 lbs	TR0208	\$684 ²² ★	TR0208P	\$824 ²² ★
2	15'x24"x36"	20	131 lbs	162 lbs	TR0215	\$1,044 ²² ★	TR0215P	\$1,179 ²² ★
2	21'x24"x36"	28	175 lbs	219 lbs	TR0221	\$1,404 ²² ★	TR0221P	\$1,584 ²² ★
3	7.5'x30"x60"	15	116 lbs	133 lbs	TR0308	\$999 ²² ★	TR0308P	\$1,089 ²² ★
3	15'x30"x60"	30	207 lbs	252 lbs	TR0315	\$1,309 ²² ★	TR0315P	\$1,539 ²² ★
3	21'x30"x60"	42	265 lbs	345 lbs	TR0321	\$1,719 ²² ★	TR0321P	\$2,034 ²² ★
3	27'x30"x60"	54	352 lbs	N/A	TR0327	\$2,259 ²² ★	N/A	N/A
4*	7.5'x30"x81"	20	146 lbs	190 lbs	TR0408	\$1,269 ²² ★	TR0408P	\$1,629 ²² ★
4*	15'x30"x81"	40	295 lbs	384 lbs	TR0415	\$1,899 ²² ★	TR0415P	\$2,304 ²² ★
4*	21'x30"x81"	56	398 lbs	524 lbs	TR0421	\$2,299 ²² ★	TR0421P	\$2,759 ²² ★

POWDER-COATED - SELECT YOUR COLOR								
ROWS	LENGTH	SEATS	STANDARD	PREFERRED	STANDARD	PRICE	PREFERRED	PRICE
2	7.5'x24"x36"	10	72 lbs	89 lbs	TR0208C	\$759 ²² ★	TR0208CP	\$855 ²² ★
2	15'x24"x36"	20	131 lbs	162 lbs	TR0215C	\$1,089 ²² ★	TR0215CP	\$1,269 ²² ★
2	21'x24"x36"	28	175 lbs	219 lbs	TR0221C	\$1,494 ²² ★	TR0221CP	\$1,719 ²² ★
3	7.5'x30"x60"	15	116 lbs	133 lbs	TR0308C	\$1,089 ²² ★	TR0308CP	\$1,224 ²² ★
3	15'x30"x60"	30	207 lbs	252 lbs	TR0315C	\$1,449 ²² ★	TR0315CP	\$1,669 ²² ★
3	21'x30"x60"	42	265 lbs	345 lbs	TR0321C	\$1,854 ²² ★	TR0321CP	\$2,169 ²² ★
4*	7.5'x30"x81"	20	146 lbs	190 lbs	TR0408C	\$1,359 ²² ★	TR0408CP	\$1,674 ²² ★
4*	15'x30"x81"	40	295 lbs	384 lbs	TR0415C	\$1,989 ²² ★	TR0415CP	\$2,404 ²² ★
4*	21'x30"x81"	56	398 lbs	524 lbs	TR0421C	\$2,484 ²² ★	TR0421CP	\$2,939 ²² ★

*4 Row models feature low rise framework. See page 18 for full details.

ADD COLOR TO YOUR TIP N' ROLL BLEACHERS!
SPECIFY COLOR WHEN ORDERING



CALL FOR DISCOUNTED PRICING ON BULK ORDERS!



1275629 - 8' Perforated portable bench with punched custom lettering

THERMOPLASTIC BENCHES W/CUSTOM LETTERING

- Benches can be customized with either punched or laser-cut lettering for a specialized look
- Available colors: Black, Brown, Green, Dark Blue, Burgundy, Light Blue, Red and Beige
- Call for lettering details

5 Year Limited Warranty

SIZE	PORTABLE	IN-GROUND	SURFACE MOUNT	PRICE (each)	DELIVERY
6'	1275599	1275605	1275612	\$865 ²²	
8'	1275629	1275636	1275643	\$916 ²²	

*Price includes custom lettering



6' Bench w/Back - Diamond

ULTRACOAT™ THERMOPLASTIC COATED BENCHES


- 6' and 8' lengths available
- 12" wide seat
- Diamond and Perforated patterns available
- All welded frame made from 2-3/8" O.D. pipe
- Made in the USA

5 Year Limited Warranty

BENCH WITH BACK SUPPORT				
SIZE	PORTABLE	IN-GROUND	SURFACE MOUNT	PRICE EA.
6' DIA.	1275759	1275797	1275834	\$716 ²²
6' PERF.	1275766	1275803	1275841	\$767 ²²
8' DIA.	1275773	1275810	1275858	\$788 ²²
8' PERF.	1275780	1275827	1275865	\$818 ²²

THERMOPLASTIC & POWDER COAT COLOR OPTIONS:

Tables, benches & receptacles feature rounded corners with either diamond expanded or perforated pattern. All items can be coated with any color shown here.



Diamond Expanded



Perforated

- BLACK
- BROWN
- GREEN
- DARK BLUE
- BURGUNDY
- BLUE
- RED
- BEIGE



6' Bench - Perforated

BENCH WITHOUT BACK SUPPORT				
SIZE	PORTABLE	IN-GROUND	SURFACE MOUNT	PRICE EA.
6' DIA.	1275872	1275919	1275957	\$459 ²²
6' PERF.	1275889	1275926	1275964	\$499 ²²
8' DIA.	1275896	1275933	1275971	\$499 ²²
8' PERF.	1275902	1275940	1275988	\$549 ²²



32 Gallon Trash Receptacle - Diamond



32 Gallon Trash Receptacle - Perforated



Dome Lid

Rain Bonnet Lid



32 Gallon Custom Laser Cut Trash Receptacle

THERMOPLASTIC TRASH RECEPTACLES

- 32 gallon trash receptacle is available in Diamond or Perforated patterns.
- Plastic liner and lids sold separately.
- Available colors: Black, Brown, Green, Dark Blue, Burgundy, Light Blue, Red and Beige.

5 Year Limited Warranty

1275698	Diamond - Specify Color	\$388 ²² EA	
1275704	Perforated - Specify Color	\$499 ²² EA	
1275711	Dome Lid - Black	\$154 ²² EA	

1275728	Flat Lid (8" Opening) - Specify Color	\$154 ²² EA	
1275735	Rain Bonnet - Specify Color	\$194 ²² EA	
1275742	Plastic Liner - Black	\$81 ²² EA	

CUSTOM TRASH RECEPTACLES

1275674	Diamond Pattern	\$658 ²² EA	
1275681	Perforated	\$811 ²² EA	



888.851.9282
BSNSPORTS.com

EQUIPMENT

NEED MORE? WE HAVE IT.

- TEAM SPORTS PLAYER GEAR
- FIELD, COURT & FACILITY
- NATIONAL BRANDS YOU DEMAND!

CALL FOR YOUR **FREE** CATALOG AND
SHOP ONLINE FOR OUR FULL SELECTION



YOUR ULTIMATE TEAMWEAR OUTFITTER

Hottest Brands. Cooler Styles. Team Colors.




BSNSPORTS.COM/TEAMWEAR

MEN'S & WOMEN'S APPAREL
FOR ALL YOUR TEAMS

UNIFORMS • STAFF • FOOTWEAR
GAME • PRACTICE • PERFORMANCE

INTRODUCING OUR NEW
TEAMWEAR CATALOG!



We offer Complete **DECORATION SERVICES** • **SCREEN PRINTING** • **EMBROIDERY** • **NUMBERING** • **LOGOS** • **LETTERING**

MY TEAM SHOP

CUSTOM ONLINE STORE

YOUR TEAM. YOUR ITEMS. YOUR LOGOS.
YOUR PRICES. YOUR TIMELINE.

Call and get started today.

For more details:
BSNSPORTS.com/my-team-shop

